































Understanding your Setup

EverPass Connected TV App vs EverPass Device

Key:  Fully Supported |  Partial / with limitations |  Not Available

Feature	EverPass Connected TV App	EverPass Device
Setup & Activation		
AV rack integration		
Plug-and-play hardware setup		
App pre-installed		
App pre-provisioned / paired		
Display & Content		
Live streaming		
Up to 1080p quality		
Adaptive bitrate		
Management & Control		
Multi-screen content sync		
Automatic scheduled programming		
EverPass Engage		
Onscreen promotions & messaging		
Plug-in widgets		
Vertical / portrait screen layouts		
Support		
Access to EverPass support teams		
Device diagnostics & insights		
Remote device recovery	